








# HOW SMART IS YOUR GRID?

## SMART GRID INDEX























































The Smart Grid Index measures the electricity grid of major utilities globally, in seven key dimensions. The benchmarking results also identify best practices to drive smart grid advancement.



## 7 DIMENSIONS OF A SMART GRID

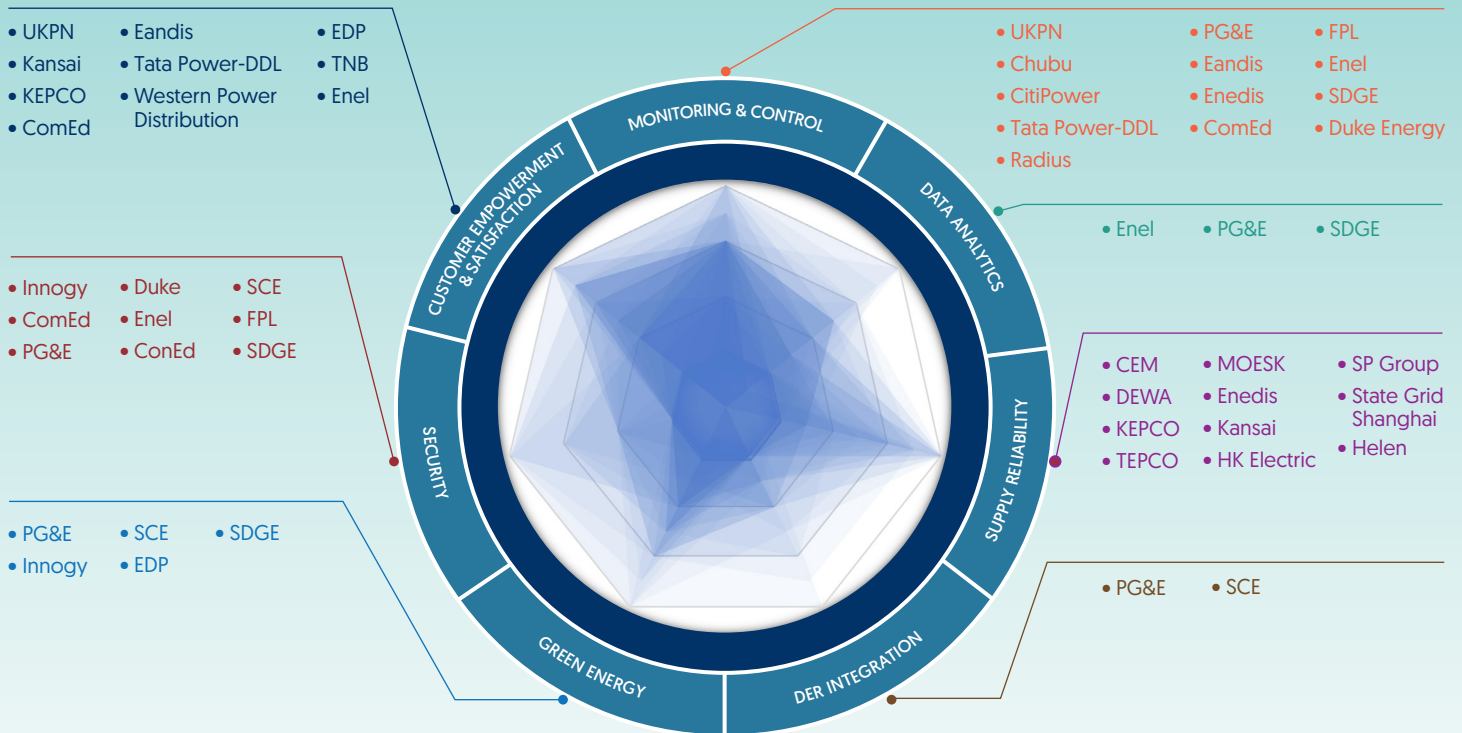
<b>MONITORING &amp; CONTROL</b>		SCADA DMS/ADMS
<b>DATA ANALYTICS</b>		Smart Meter Coverage Data Analytics Application
<b>SUPPLY RELIABILITY</b>		SAIDI SAIFI
<b>DER INTEGRATION</b>		Management of DER Integration Grid Scale Energy Storage
<b>GREEN ENERGY</b>		Renewable Energy Penetration EV Facilitation
<b>SECURITY</b>		IT Cyber Security OT Cyber Security
<b>CUSTOMER EMPOWERMENT &amp; SATISFACTION</b>		Real-Time Data to Customers Customer Satisfaction Feedback

## Benchmarking Results 2018

Utility	Country	Score	Best Practices
PG&E	USA	86%	    
SDGE	USA	82%	   
UKPN	GBR	79%	  
Enel	ITA	77%	   
Innogy	GER	77%	 
ComEd	USA	75%	  
EDP	POR	75%	 
SCE	USA	75%	  
Duke Energy	USA	73%	 
ConEd	USA	71%	
KEPCO	KOR	68%	 
Ausgrid	AUS	66%	
DEWA	UAE	66%	
FPL	USA	66%	 
Eandis	BEL	64%	 
Tata Power-DDL	IND	64%	 
Chubu	JPN	63%	
CitiPower	AUS	63%	
Stedin	NED	63%	
WPD	GBR	63%	
TEPCO	JPN	61%	
Hydro Ottawa	CAN	59%	
Kansai	JPN	59%	 
Enedis	FRA	57%	 
Radius	DEN	57%	
Helen	FIN	54%	
Liander	NED	52%	
CLP	HKG	50%	
HK Electric	HKG	50%	
SP Group	SIN	50%	
State Grid Beijing	CHN	50%	
State Grid Shanghai	CHN	50%	
TNB	MAS	50%	
Vattenfall	SWE	48%	
CEM	MAC	46%	
Western Power	AUS	46%	
Eskom	RSA	45%	
MOESK	RUS	45%	
Wien Energie	AUT	45%	
MEA	THA	43%	
TPC	TPE	39%	
Meralco	PHI	38%	
Vector	NZL	38%	
EVN	VIE	32%	
PLN	INA	29%	

Based on publicly available data

# Best Practices by Dimensions



# Analysis of a Utility's Results

